

TEST REPORT

According to ANSI/IES LM-80-15
For

Shenzhen Refond Optoelectronic Co., Ltd.

C 5th Floor, Konka R&D Building, No. 28 of Street 12, South Tech Area, Nanshan District,
Shenzhen, China.

Model: 5050

Report Type: 6000 Hours Test Report		Product Type: LED Package	
Test Engineer:	Pote Wang		
Report Number:	R2DG170425053-10		
Test Date:	2017-05-03 to 2018-01-08		
Report Date:	2018-06-09		
Reviewed By:	Blake Zhang / EE Engineer		
Test Facility:	Test facility was located at No.69,Pulongcun ,Puxinhu Industrial Area, Tangxia , Dongguan, Guangdong, China.		
Prepared By:	Bay Area Compliance Laboratories Corp. (Dongguan). No.69,Pulongcun ,Puxinhu Industrial Area, Tangxia , Dongguan, Guangdong, China. Tel: +86-0769-86858888 Fax:+86-0769-86858588		
Accreditation:	The IAS Accreditation Number TL-460.		

Note: The test data was only valid for the test sample(s). This test report is prepared for the customer shown above and for the device described herein. It may not be duplicated or used in part without prior written consent from Bay Area Compliance Laboratories Corp. (Dongguan).

This report is valid only with a valid digital signature. The digital signature may be available only under the Adobe software above version 7.0.

TABLE OF CONTENTS

1 - General Information	3
1.1 Description of LED Light Sources	3
1.2 Standards Used:	3
1.3 Testing Equipment	3
1.4 Drive Level	3
1.5 Ambient Conditions for Maintenance Test.....	4
1.6 Photometric Measurement Method and Uncertainty.....	4
1.7 Statement of Traceability	4
1.8 Sample Set.....	5
2 - Summary of Test Result	6
3 - Test Data	7
3.1 Data Set 1, 55°C, 20mA (Lumen Maintenance)	7
3.2 Data Set 1, 55°C, 20mA (Forward Voltage).....	8
3.3 Data Set 1, 55°C, 20mA (Chromaticity Shift)	9
3.4 Data Set 2, 85°C, 20mA (Lumen Maintenance)	10
3.5 Data Set 2, 85°C, 20mA (Forward Voltage).....	11
3.6 Data Set 2, 85°C, 20mA (Chromaticity Shift).....	12
3.7 Data Set 3, 105°C, 20mA (Lumen Maintenance)	13
3.8 Data Set 3, 105°C, 20mA (Forward Voltage).....	14
3.9 Data Set 3, 105°C, 20mA (Chromaticity Shift).....	15
4 - DUT Photo	16
4.1 Mechanical Dimensions	16
4.2 DUT Photo.....	16

1 - General Information

1.1 Description of LED Light Sources

Sample Size:

75 PCS samples were received on 2017-04-25. The samples were numbered from 1 to 25, 26 to 50 and 51 to 75.

Manufacturer:	Shenzhen Refond Optoelectronic Co., Ltd.
Part Number:	5050
Part Type:	LED Package
Drive Level:	DC 20mA
Power:	0.18W
Die Spacing:	0.688mm

Sampling Method:

LED samples for IESNA LM-80 testing consist of units built from a minimum of three manufacturing lots with each manufacturing lot built from different wafer lots built on non-consecutive days.

These manufacturing lots are picked to represent a wide parametric distribution.

1.2 Standards Used:

- ANSI/IES LM-80-15: IES Approved Method for Measuring Lumen Maintenance of LED Light Sources.
- CIE 127:2007: Measurement of LEDs (This standard was not accredited by IAS)
- ENERGY STAR® Requirements for the Use of LM-80 Data (This standard was not accredited by IAS)

1.3 Testing Equipment

Device	Manufacture	Model No	Serial No	Calibration date	Calibration due date
0.3m integrating sphere	EVERFINE	Diameter 0.3m	1011119	2018-03-18	2019-03-18
Programmable Test Power for LEDs	EVERFINE	LED300E	1008002	2018-03-26	2019-03-26
High accuracy array spectroradiometer	EVERFINE	HAAS-2000	1012016T	2018-03-18	2019-03-18
Standard Light Source	EVERFINE	D062	1011064	2018-01-15	2019-01-15
Precision digital stabilized DC power supply	EVERFINE	WY605-V110	G115987CJ7321114	2018-03-26	2019-03-26
Multilayer aging machine	BACL	B2-270	20022	2018-03-13	2019-03-13
Digital CC&CV DC Power Supply	EVERFINE	WY5015	11090007	2018-03-26	2019-03-26
Digital CC&CV DC Power Supply	EVERFINE	WY5015	11090005	2018-03-26	2019-03-26
Digital CC&CV DC Power Supply	EVERFINE	WY5015	11090006	2018-03-26	2019-03-26

1.4 Drive Level

Samples are driven with a constant direct current (DC) during maintenance test, photometric and electrical measurement. The current value was regulated to within $\pm 3\%$ of the specified value of the manufacturer during maintenance test, and was within $\pm 0.5\%$ during photometric and electrical measurement test.

1.5 Ambient Conditions for Maintenance Test

For lumen maintenance test, samples within one data set, were installed on cooling boards in thermal chambers with minimal ambient airflow. The case temperature and ambient temperature was monitored by thermocouples which one was soldered to the coldest DUTs' case (TMP_{LED}) location, while the other is mounted at a distance of 5 mm above the TMP location.

During life testing, TMP_{LED} of the coldest LEDs were maintained at a temperature that was greater than or equal to 2°C below the corresponding nominal case temperature. Surrounding air was maintained at a temperature that was greater than or equal to 5°C below the corresponding nominal case temperature. Thermocouples were shielded from direct DUT optical radiation and comply with ASTM E230 Table 1 "Special Limits".

Samples were connected to DC power supply in series circuits with a constant current. The forward current was regulated to within ±3% of the specified value of the manufacturer.

The relative humidity within chamber was kept less than 65% during test.

For photometry measurement, the ambient temperature during test was set to 25°C ± 2°C, RH <65%.

1.6 Photometric Measurement Method and Uncertainty

Integrating sphere and spectroradiometer is used to measure luminous flux and chromaticity coordinate u'v'. 2π measurement was used and sample was driven by DC power supply. The forward current was regulated to within ±0.5% of the nominal value. The test system was calibrated by halogen reference lamp. The ambient temperature during test was set to 25°C ± 2°C, RH <65%. The temperature measurement point was located in the sphere and the temperature was detected by a temperature probe.

The uncertainty of the light output measurements is U=1.59% (K=2), at the 95% confidence level. The uncertainty of the correlated color temperature measurements is U=21K (K=2), at the 95% confidence level.

The uncertainty of the temperature is U=0.8671°C (K=2), at the 95% confidence level.

1.7 Statement of Traceability

Bay Area Compliance Laboratories Corp. (Dongguan) attested that all calibration has been performed using suitable standards traceable to National Primary Standards and International System of Units (SI).

1.8 Sample Set

Data Set 1: 55°C, 20mA

Part Number: 5050
Number of Units: 25
Case Temperature: >53°C
Ambient Temperature: >50°C
Life Test Drive Current: 20mA
Measurement Current: 20mA

Data Set 2: 85°C, 20mA

Part Number: 5050
Number of Units: 25
Case Temperature: >83°C
Ambient Temperature: >80°C
Life Test Drive Current: 20mA
Measurement Current: 20mA

Data Set 3: 105°C, 20mA

Part Number: 5050
Number of Units: 25
Case Temperature: >103°C
Ambient Temperature: >100°C
Life Test Drive Current: 20mA
Measurement Current: 20mA

2 - Summary of Test Result

Data Set:	Sample Size	Failures Observed:	Test Interval	Test Duration	α :	β :	Reported TM-21 L ₇₀ Lifetime	Reported TM-21 L ₉₀ Lifetime
1	25	0	1000hrs	6000hrs	2.118E-06	1.003	>36000hrs	>36000hrs
2	25	0	1000hrs	6000hrs	2.388E-06	1.002	>36000hrs	>36000hrs
3	25	0	1000hrs	6000hrs	2.773E-06	1.001	>36000hrs	>36000hrs

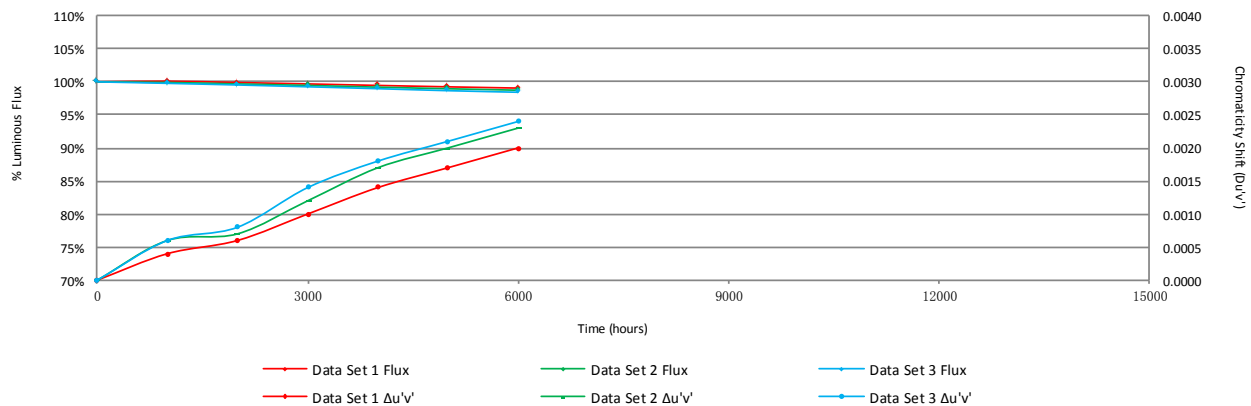
Average Lumen Maintenance (Percentage of Initial Luminous Flux)

Data Set:	1000hrs	2000hrs	3000hrs	4000hrs	5000hrs	6000hrs
1	100.10%	99.90%	99.69%	99.46%	99.25%	99.06%
2	99.91%	99.69%	99.46%	99.20%	98.96%	98.74%
3	99.78%	99.53%	99.26%	98.97%	98.67%	98.43%

Average Chromaticity Shift

Data Set:	1000hrs	2000hrs	3000hrs	4000hrs	5000hrs	6000hrs
1	0.0004	0.0006	0.0010	0.0014	0.0017	0.0020
2	0.0006	0.0007	0.0012	0.0017	0.0020	0.0023
3	0.0006	0.0008	0.0014	0.0018	0.0021	0.0024

Average Lumen Maintenance and Chromaticity Shift VS. Time



3 - Test Data

3.1 Data Set 1, 55°C, 20mA (Lumen Maintenance)

No.	Φ(lm)	Lumen Maintenance (%)					
	0hr(Initial)	1000hrs	2000hrs	3000hrs	4000hrs	5000hrs	6000hrs
1	13.55	100.15	99.93	99.78	99.63	99.48	99.41
2	13.51	100.07	99.93	99.70	99.48	99.19	99.11
3	13.45	100.22	100.07	99.85	99.63	99.48	99.26
4	13.51	99.85	99.63	99.48	99.33	99.11	98.89
5	13.58	99.93	99.71	99.56	99.26	99.19	98.90
6	12.87	99.84	99.46	99.30	99.07	98.91	98.76
7	13.40	100.15	99.85	99.78	99.48	99.25	99.10
8	13.47	99.93	99.63	99.41	99.33	99.11	98.74
9	13.16	100.08	99.92	99.62	99.47	99.32	99.09
10	13.60	100.07	99.93	99.78	99.41	99.19	99.12
11	13.52	100.15	100.07	99.78	99.70	99.56	99.33
12	13.29	100.30	100.15	100.08	99.92	99.62	99.55
13	13.36	100.22	100.15	99.85	99.48	99.25	99.03
14	13.39	100.07	99.93	99.78	99.63	99.48	99.25
15	13.50	100.15	99.85	99.56	99.33	99.04	98.81
16	13.25	100.23	100.08	99.85	99.55	99.17	98.79
17	13.36	100.07	99.85	99.48	99.25	99.18	99.10
18	13.28	100.08	99.92	99.55	99.47	99.10	98.95
19	13.20	100.15	100.08	99.85	99.70	99.55	99.39
20	13.19	100.30	100.15	100.00	99.70	99.47	99.39
21	13.49	100.22	100.07	99.85	99.70	99.48	99.18
22	13.38	100.07	99.85	99.63	99.33	99.10	98.95
23	13.49	100.15	99.85	99.63	99.33	98.96	98.81
24	13.30	100.08	99.77	99.55	99.25	98.95	98.80
25	12.95	99.92	99.69	99.54	99.15	99.00	98.84
Avg.	13.36	100.10	99.90	99.69	99.46	99.25	99.06
Med.	13.39	100.08	99.92	99.70	99.47	99.19	99.09
st dev	0.1847	0.1260	0.1823	0.1876	0.2043	0.2131	0.2369
Min.	12.87	99.84	99.46	99.30	99.07	98.91	98.74
Max.	13.60	100.30	100.15	100.08	99.92	99.62	99.55

3.2 Data Set 1, 55°C, 20mA (Forward Voltage)

No.	Forward Voltage (V)						
	Ohr(Initial)	1000hrs	2000hrs	3000hrs	4000hrs	5000hrs	6000hrs
1	7.506	7.524	7.496	7.521	7.516	7.515	7.511
2	7.487	7.504	7.484	7.501	7.497	7.485	7.502
3	7.498	7.517	7.490	7.513	7.509	7.498	7.515
4	7.504	7.522	7.495	7.519	7.514	7.513	7.513
5	7.507	7.521	7.500	7.524	7.518	7.517	7.528
6	7.517	7.535	7.517	7.532	7.527	7.521	7.536
7	7.518	7.529	7.514	7.531	7.526	7.520	7.527
8	7.521	7.539	7.517	7.536	7.531	7.528	7.533
9	7.530	7.547	7.522	7.544	7.539	7.527	7.541
10	7.515	7.533	7.514	7.529	7.524	7.512	7.533
11	7.507	7.535	7.516	7.532	7.531	7.515	7.533
12	7.485	7.504	7.477	7.500	7.499	7.485	7.507
13	7.481	7.493	7.480	7.496	7.494	7.480	7.493
14	7.507	7.517	7.503	7.521	7.518	7.513	7.527
15	7.472	7.491	7.479	7.496	7.492	7.488	7.498
16	7.490	7.503	7.482	7.502	7.497	7.483	7.507
17	7.501	7.520	7.494	7.519	7.514	7.510	7.520
18	7.496	7.515	7.493	7.513	7.513	7.496	7.519
19	7.476	7.488	7.469	7.492	7.493	7.476	7.498
20	7.477	7.499	7.479	7.502	7.502	7.486	7.506
21	7.509	7.530	7.502	7.527	7.527	7.518	7.527
22	7.475	7.498	7.480	7.496	7.494	7.489	7.494
23	7.511	7.532	7.526	7.537	7.536	7.520	7.545
24	7.495	7.516	7.502	7.521	7.520	7.514	7.527
25	7.510	7.524	7.516	7.527	7.526	7.519	7.535
Avg.	7.500	7.517	7.498	7.517	7.514	7.505	7.519
Med.	7.504	7.520	7.496	7.521	7.516	7.513	7.520
st dev	0.0159	0.0162	0.0165	0.0152	0.0147	0.0165	0.0154
Min.	7.472	7.488	7.469	7.492	7.492	7.476	7.493
Max.	7.530	7.547	7.526	7.544	7.539	7.528	7.545

3.3 Data Set 1, 55°C, 20mA (Chromaticity Shift)

No.	u'	v'	CCT(K)	Chromaticity Shift ($\Delta u'v'$)					
				0hr(Initial)	1000hrs	2000hrs	3000hrs	4000hrs	5000hrs
1	0.1838	0.4199	17239	0.0004	0.0008	0.0011	0.0014	0.0017	0.0019
2	0.1850	0.4157	19568	0.0005	0.0004	0.0006	0.0010	0.0011	0.0014
3	0.1825	0.4172	19339	0.0005	0.0010	0.0007	0.0008	0.0013	0.0017
4	0.1832	0.4203	17164	0.0006	0.0008	0.0012	0.0013	0.0016	0.0017
5	0.1821	0.4183	18763	0.0003	0.0003	0.0009	0.0011	0.0013	0.0020
6	0.1812	0.4121	24861	0.0004	0.0007	0.0010	0.0011	0.0015	0.0017
7	0.1830	0.4178	18756	0.0001	0.0001	0.0010	0.0012	0.0014	0.0021
8	0.1822	0.4182	18777	0.0002	0.0003	0.0009	0.0014	0.0016	0.0022
9	0.1832	0.4133	22387	0.0003	0.0006	0.0010	0.0014	0.0017	0.0022
10	0.1820	0.4173	19454	0.0004	0.0007	0.0010	0.0015	0.0017	0.0023
11	0.1815	0.4178	19271	0.0002	0.0004	0.0009	0.0014	0.0016	0.0019
12	0.1843	0.4140	21216	0.0006	0.0012	0.0009	0.0015	0.0016	0.0019
13	0.1830	0.4138	21975	0.0006	0.0013	0.0012	0.0016	0.0018	0.0019
14	0.1829	0.4167	19602	0.0004	0.0006	0.0010	0.0016	0.0018	0.0022
15	0.1825	0.4175	19197	0.0003	0.0006	0.0013	0.0016	0.0017	0.0020
16	0.1839	0.4156	20084	0.0002	0.0005	0.0018	0.0023	0.0027	0.0030
17	0.1826	0.4163	19989	0.0002	0.0006	0.0008	0.0011	0.0013	0.0020
18	0.1847	0.4145	20632	0.0002	0.0006	0.0009	0.0013	0.0014	0.0016
19	0.1843	0.4143	21012	0.0004	0.0006	0.0010	0.0015	0.0018	0.0020
20	0.1835	0.4140	21554	0.0005	0.0005	0.0010	0.0015	0.0017	0.0020
21	0.1814	0.4212	17198	0.0005	0.0004	0.0011	0.0014	0.0018	0.0020
22	0.1839	0.4157	20009	0.0003	0.0008	0.0012	0.0016	0.0019	0.0022
23	0.1827	0.4190	18078	0.0002	0.0004	0.0009	0.0015	0.0016	0.0018
24	0.1844	0.4145	20741	0.0004	0.0005	0.0010	0.0014	0.0016	0.0017
25	0.1841	0.4129	22333	0.0007	0.0006	0.0011	0.0017	0.0019	0.0021
Avg.	0.1831	0.4163	19968	0.0004	0.0006	0.0010	0.0014	0.0017	0.0020
Med.	0.1830	0.4163	19602	0.0004	0.0006	0.0010	0.0014	0.0016	0.0020
st dev	0.0011	0.0024	1809.2295	0.0002	0.0003	0.0002	0.0003	0.0003	0.0003
Min.	0.1812	0.4121	17164	0.0001	0.0001	0.0006	0.0008	0.0011	0.0014
Max.	0.1850	0.4212	24861	0.0007	0.0013	0.0018	0.0023	0.0027	0.0030

3.4 Data Set 2, 85°C, 20mA (Lumen Maintenance)

No.	Φ(lm)	Lumen Maintenance (%)					
	Ohr(Initial)	1000hrs	2000hrs	3000hrs	4000hrs	5000hrs	6000hrs
26	13.25	99.85	99.77	99.47	99.17	98.87	98.72
27	13.44	99.93	99.55	99.48	99.33	99.18	98.88
28	13.27	99.77	99.70	99.40	99.10	98.87	98.72
29	13.33	99.55	99.32	99.10	98.87	98.80	98.65
30	13.36	99.85	99.40	99.18	98.95	98.65	98.43
31	13.45	99.93	99.55	99.33	98.96	98.66	98.36
32	13.27	99.77	99.70	99.40	99.17	99.02	98.79
33	13.30	100.15	99.92	99.77	99.47	99.17	98.87
34	13.18	99.70	99.54	99.24	99.17	98.94	98.71
35	13.41	99.85	99.48	99.11	98.81	98.58	98.43
36	13.22	99.92	99.77	99.62	99.24	98.87	98.64
37	13.25	100.15	99.92	99.77	99.47	99.17	98.72
38	13.50	99.93	99.70	99.63	99.26	99.04	98.67
39	13.40	99.78	99.55	99.33	99.18	98.88	98.73
40	13.55	99.93	99.70	99.34	99.11	98.97	98.89
41	13.25	100.08	99.85	99.55	99.17	98.94	98.72
42	13.20	99.92	99.77	99.39	99.32	99.09	98.94
43	13.42	99.85	99.63	99.33	99.18	98.96	98.88
44	13.43	99.93	99.78	99.48	99.26	98.96	98.88
45	13.39	100.15	99.85	99.70	99.48	99.25	99.10
46	13.44	100.07	99.85	99.63	99.48	99.11	98.66
47	13.30	99.92	99.77	99.55	99.32	99.10	98.72
48	13.48	100.15	99.85	99.63	99.33	99.18	98.89
49	13.38	99.93	99.93	99.70	99.33	99.03	98.95
50	13.45	99.78	99.48	99.33	98.96	98.66	98.51
Avg.	13.36	99.91	99.69	99.46	99.20	98.96	98.74
Med.	13.38	99.92	99.70	99.47	99.18	98.96	98.72
st dev	0.1023	0.1512	0.1697	0.1959	0.1885	0.1848	0.1782
Min.	13.18	99.55	99.32	99.10	98.81	98.58	98.36
Max.	13.55	100.15	99.93	99.77	99.48	99.25	99.10

3.5 Data Set 2, 85°C, 20mA (Forward Voltage)

No.	Forward Voltage (V)						
	0hr(Initial)	1000hrs	2000hrs	3000hrs	4000hrs	5000hrs	6000hrs
26	7.490	7.522	7.498	7.518	7.520	7.501	7.519
27	7.497	7.515	7.497	7.511	7.513	7.503	7.510
28	7.491	7.505	7.488	7.508	7.508	7.500	7.509
29	7.468	7.499	7.483	7.495	7.496	7.488	7.502
30	7.490	7.505	7.483	7.501	7.505	7.493	7.509
31	7.485	7.508	7.498	7.511	7.514	7.494	7.519
32	7.498	7.529	7.512	7.525	7.527	7.509	7.524
33	7.492	7.507	7.490	7.507	7.510	7.503	7.510
34	7.500	7.527	7.504	7.521	7.523	7.516	7.530
35	7.499	7.515	7.498	7.510	7.512	7.505	7.511
36	7.521	7.543	7.521	7.541	7.544	7.526	7.543
37	7.508	7.520	7.504	7.520	7.521	7.505	7.522
38	7.478	7.503	7.481	7.498	7.499	7.483	7.508
39	7.472	7.499	7.481	7.493	7.494	7.487	7.494
40	7.483	7.499	7.482	7.494	7.494	7.483	7.495
41	7.470	7.489	7.479	7.492	7.491	7.475	7.501
42	7.471	7.482	7.472	7.483	7.483	7.467	7.484
43	7.522	7.542	7.516	7.535	7.535	7.529	7.547
44	7.480	7.503	7.488	7.499	7.499	7.493	7.509
45	7.474	7.491	7.468	7.486	7.486	7.480	7.496
46	7.487	7.498	7.489	7.500	7.500	7.495	7.510
47	7.478	7.505	7.490	7.501	7.500	7.492	7.504
48	7.474	7.492	7.470	7.488	7.488	7.472	7.489
49	7.478	7.496	7.472	7.491	7.491	7.485	7.501
50	7.469	7.486	7.478	7.489	7.490	7.475	7.498
Avg.	7.487	7.507	7.490	7.505	7.506	7.494	7.510
Med.	7.485	7.505	7.488	7.501	7.500	7.493	7.509
st dev	0.0152	0.0161	0.0143	0.0153	0.0160	0.0158	0.0152
Min.	7.468	7.482	7.468	7.483	7.483	7.467	7.484
Max.	7.522	7.543	7.521	7.541	7.544	7.529	7.547

3.6 Data Set 2, 85°C, 20mA (Chromaticity Shift)

No.	u'	v'	CCT(K)	Chromaticity Shift ($\Delta u'v'$)						
				1000hrs	2000hrs	3000hrs	4000hrs	5000hrs	6000hrs	
		Ohr(Initial)								
26	0.1838	0.4160	19812	0.0005	0.0004	0.0010	0.0016	0.0017	0.0023	0.0023
27	0.1818	0.4158	20693	0.0006	0.0006	0.0013	0.0016	0.0020	0.0023	0.0023
28	0.1829	0.4140	21914	0.0004	0.0007	0.0009	0.0015	0.0019	0.0022	0.0022
29	0.1842	0.4140	21310	0.0007	0.0005	0.0017	0.0022	0.0026	0.0028	0.0028
30	0.1847	0.4145	20652	0.0004	0.0004	0.0009	0.0014	0.0019	0.0022	0.0022
31	0.1823	0.4162	20186	0.0007	0.0011	0.0012	0.0016	0.0020	0.0023	0.0023
32	0.1844	0.4136	21554	0.0006	0.0008	0.0015	0.0019	0.0024	0.0027	0.0027
33	0.1847	0.4162	19292	0.0006	0.0004	0.0009	0.0014	0.0019	0.0022	0.0022
34	0.1860	0.4135	20958	0.0005	0.0007	0.0013	0.0017	0.0022	0.0025	0.0025
35	0.1824	0.4161	20219	0.0002	0.0003	0.0011	0.0017	0.0020	0.0022	0.0022
36	0.1842	0.4129	22327	0.0004	0.0003	0.0011	0.0014	0.0018	0.0022	0.0022
37	0.1827	0.4152	20869	0.0008	0.0008	0.0013	0.0016	0.0022	0.0025	0.0025
38	0.1858	0.4153	19568	0.0006	0.0004	0.0010	0.0013	0.0016	0.0019	0.0019
39	0.1825	0.4146	21439	0.0006	0.0008	0.0014	0.0015	0.0020	0.0025	0.0025
40	0.1849	0.4160	19406	0.0005	0.0009	0.0016	0.0020	0.0025	0.0027	0.0027
41	0.1845	0.4147	20551	0.0004	0.0005	0.0011	0.0016	0.0018	0.0022	0.0022
42	0.1850	0.4137	21249	0.0006	0.0008	0.0013	0.0019	0.0021	0.0026	0.0026
43	0.1845	0.4165	19162	0.0006	0.0004	0.0013	0.0018	0.0021	0.0023	0.0023
44	0.1839	0.4146	20890	0.0007	0.0012	0.0010	0.0015	0.0017	0.0019	0.0019
45	0.1837	0.4182	18302	0.0007	0.0011	0.0013	0.0018	0.0021	0.0024	0.0024
46	0.1822	0.4200	17639	0.0006	0.0009	0.0012	0.0017	0.0020	0.0022	0.0022
47	0.1836	0.4143	21236	0.0007	0.0011	0.0013	0.0018	0.0021	0.0025	0.0025
48	0.1838	0.4178	18479	0.0004	0.0010	0.0010	0.0015	0.0017	0.0021	0.0021
49	0.1837	0.4151	20558	0.0004	0.0008	0.0012	0.0016	0.0018	0.0022	0.0022
50	0.1850	0.4162	19204	0.0007	0.0012	0.0014	0.0017	0.0020	0.0024	0.0024
Avg.	0.1839	0.4154	20299	0.0006	0.0007	0.0012	0.0017	0.0020	0.0023	0.0023
Med.	0.1839	0.4152	20558	0.0006	0.0008	0.0012	0.0016	0.0020	0.0023	0.0023
st dev	0.0011	0.0016	1179.4616	0.0001	0.0003	0.0002	0.0002	0.0002	0.0002	0.0002
Min.	0.1818	0.4129	17639	0.0002	0.0003	0.0009	0.0013	0.0016	0.0019	0.0019
Max.	0.1860	0.4200	22327	0.0008	0.0012	0.0017	0.0022	0.0026	0.0028	0.0028

3.7 Data Set 3, 105°C, 20mA (Lumen Maintenance)

No.	Φ(lm)	Lumen Maintenance (%)					
	Ohr(Initial)	1000hrs	2000hrs	3000hrs	4000hrs	5000hrs	6000hrs
51	13.35	99.93	99.48	99.18	98.95	98.80	98.50
52	13.35	100.07	99.85	99.48	99.18	98.73	98.50
53	13.19	99.92	99.77	99.39	99.01	98.71	98.48
54	13.40	99.78	99.70	99.40	99.10	98.73	98.58
55	13.45	99.70	99.26	99.03	98.88	98.59	98.29
56	13.33	99.55	99.17	99.10	98.80	98.50	98.27
57	13.47	99.48	99.18	98.89	98.74	98.29	98.07
58	13.16	99.54	99.39	99.16	98.94	98.71	98.18
59	13.39	99.70	99.55	99.18	98.81	98.58	98.36
60	13.33	99.92	99.55	99.17	98.87	98.65	98.42
61	13.24	99.77	99.40	99.09	98.79	98.49	98.34
62	13.35	99.85	99.63	99.48	99.25	98.95	98.80
63	13.47	99.78	99.63	99.55	99.18	98.96	98.89
64	13.41	99.70	99.55	99.33	99.11	98.73	98.36
65	13.23	99.85	99.77	99.40	99.09	98.72	98.19
66	13.38	99.78	99.48	99.25	98.88	98.51	98.13
67	13.53	99.93	99.63	99.33	99.04	98.82	98.60
68	13.47	99.78	99.55	99.18	98.66	98.37	98.29
69	13.35	99.93	99.70	99.40	99.10	98.73	98.50
70	13.46	99.85	99.55	99.41	99.03	98.74	98.37
71	13.36	99.78	99.33	99.03	98.80	98.43	98.35
72	13.50	99.70	99.33	99.11	98.67	98.37	98.15
73	13.43	99.85	99.78	99.40	99.11	99.03	98.88
74	13.22	99.70	99.39	99.24	98.94	98.71	98.56
75	13.58	99.78	99.63	99.34	99.19	98.90	98.75
Avg.	13.38	99.78	99.53	99.26	98.97	98.67	98.43
Med.	13.38	99.78	99.55	99.25	98.95	98.71	98.37
st dev	0.1075	0.1356	0.1875	0.1673	0.1703	0.1933	0.2285
Min.	13.16	99.48	99.17	98.89	98.66	98.29	98.07
Max.	13.58	100.07	99.85	99.55	99.25	99.03	98.89

3.8 Data Set 3, 105°C, 20mA (Forward Voltage)

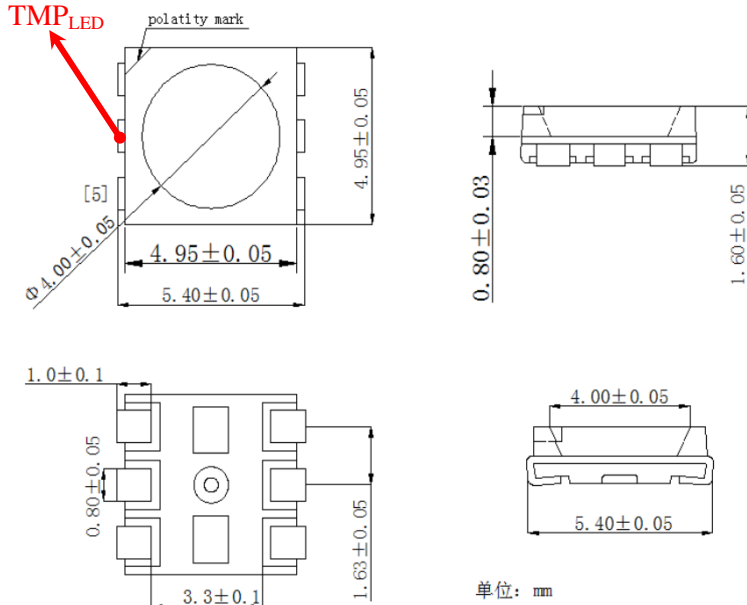
No.	Forward Voltage (V)						
	Ohr(Initial)	1000hrs	2000hrs	3000hrs	4000hrs	5000hrs	6000hrs
51	7.487	7.508	7.485	7.504	7.508	7.501	7.502
52	7.477	7.496	7.478	7.492	7.495	7.481	7.490
53	7.503	7.532	7.507	7.527	7.529	7.524	7.535
54	7.480	7.501	7.490	7.504	7.506	7.498	7.512
55	7.479	7.491	7.473	7.493	7.495	7.480	7.492
56	7.484	7.508	7.496	7.508	7.510	7.504	7.508
57	7.480	7.493	7.481	7.495	7.496	7.491	7.503
58	7.486	7.504	7.479	7.500	7.501	7.496	7.508
59	7.471	7.489	7.465	7.484	7.484	7.479	7.483
60	7.503	7.528	7.510	7.530	7.530	7.518	7.538
61	7.487	7.500	7.480	7.502	7.502	7.497	7.500
62	7.475	7.496	7.478	7.498	7.499	7.486	7.502
63	7.493	7.505	7.490	7.508	7.508	7.494	7.514
64	7.497	7.517	7.490	7.512	7.512	7.497	7.519
65	7.491	7.509	7.490	7.505	7.505	7.491	7.512
66	7.491	7.518	7.491	7.513	7.513	7.502	7.519
67	7.489	7.518	7.491	7.513	7.513	7.507	7.519
68	7.473	7.502	7.483	7.498	7.502	7.492	7.502
69	7.477	7.501	7.480	7.496	7.496	7.488	7.502
70	7.495	7.519	7.498	7.521	7.521	7.513	7.527
71	7.467	7.486	7.466	7.487	7.548	7.481	7.494
72	7.487	7.500	7.480	7.501	7.500	7.495	7.500
73	7.512	7.528	7.509	7.530	7.530	7.524	7.536
74	7.494	7.523	7.503	7.519	7.517	7.502	7.524
75	7.482	7.501	7.480	7.496	7.495	7.482	7.502
Avg.	7.486	7.507	7.487	7.505	7.509	7.497	7.510
Med.	7.487	7.504	7.485	7.504	7.506	7.496	7.508
st dev	0.0108	0.0128	0.0121	0.0127	0.0144	0.0130	0.0146
Min.	7.467	7.486	7.465	7.484	7.484	7.479	7.483
Max.	7.512	7.532	7.510	7.530	7.548	7.524	7.538

3.9 Data Set 3, 105°C, 20mA (Chromaticity Shift)

No.	u'	v'	CCT(K)	Chromaticity Shift ($\Delta u'v'$)					
	Ohr(Initial)			1000hrs	2000hrs	3000hrs	4000hrs	5000hrs	6000hrs
51	0.1838	0.4140	21460	0.0008	0.0008	0.0016	0.0020	0.0022	0.0025
52	0.1833	0.4150	20761	0.0006	0.0009	0.0014	0.0019	0.0021	0.0023
53	0.1823	0.4149	21372	0.0008	0.0010	0.0015	0.0019	0.0023	0.0025
54	0.1852	0.4148	20233	0.0006	0.0010	0.0014	0.0020	0.0022	0.0023
55	0.1853	0.4152	19799	0.0004	0.0007	0.0012	0.0019	0.0021	0.0024
56	0.1844	0.4147	20565	0.0008	0.0008	0.0012	0.0017	0.0021	0.0023
57	0.1825	0.4183	18607	0.0006	0.0010	0.0013	0.0019	0.0021	0.0024
58	0.1864	0.4143	20145	0.0005	0.0009	0.0014	0.0019	0.0023	0.0025
59	0.1830	0.4181	18587	0.0010	0.0013	0.0016	0.0020	0.0023	0.0027
60	0.1832	0.4180	18600	0.0006	0.0008	0.0013	0.0017	0.0020	0.0023
61	0.1836	0.4154	20334	0.0008	0.0009	0.0016	0.0021	0.0024	0.0028
62	0.1853	0.4139	20883	0.0004	0.0010	0.0013	0.0019	0.0022	0.0025
63	0.1818	0.4162	20429	0.0002	0.0003	0.0011	0.0015	0.0019	0.0022
64	0.1828	0.4150	21046	0.0005	0.0003	0.0014	0.0021	0.0023	0.0025
65	0.1848	0.4144	20679	0.0004	0.0004	0.0013	0.0017	0.0020	0.0023
66	0.1835	0.4152	20538	0.0005	0.0006	0.0013	0.0017	0.0021	0.0023
67	0.1821	0.4228	16182	0.0007	0.0012	0.0016	0.0020	0.0021	0.0023
68	0.1846	0.4161	19420	0.0004	0.0006	0.0014	0.0018	0.0022	0.0025
69	0.1829	0.4164	19861	0.0006	0.0006	0.0012	0.0018	0.0021	0.0023
70	0.1815	0.4177	19339	0.0007	0.0006	0.0015	0.0019	0.0022	0.0025
71	0.1821	0.4175	19305	0.0005	0.0005	0.0014	0.0019	0.0022	0.0024
72	0.1850	0.4143	20652	0.0005	0.0007	0.0014	0.0017	0.0020	0.0023
73	0.1832	0.4187	18133	0.0007	0.0008	0.0014	0.0018	0.0022	0.0027
74	0.1858	0.4140	20639	0.0007	0.0008	0.0012	0.0014	0.0018	0.0021
75	0.1842	0.4179	18323	0.0004	0.0009	0.0012	0.0017	0.0020	0.0023
Avg.	0.1837	0.4161	19836	0.0006	0.0008	0.0014	0.0018	0.0021	0.0024
Med.	0.1835	0.4152	20233	0.0006	0.0008	0.0014	0.0019	0.0021	0.0024
st dev	0.0013	0.0021	1227.3643	0.0002	0.0003	0.0001	0.0002	0.0001	0.0002
Min.	0.1815	0.4139	16182	0.0002	0.0003	0.0011	0.0014	0.0018	0.0021
Max.	0.1864	0.4228	21460	0.0010	0.0013	0.0016	0.0021	0.0024	0.0028


4 - DUT Photo

4.1 Mechanical Dimensions



All dimensions are in millimeter

4.2 DUT Photo



*****END OF REPORT*****